

# **THE WEST AFRICAN EXAMINATIONS COUNCIL**

## **REPORT ON SPECIAL IRREGULARITY AND CLEMENCY CASES IN WASSCE FOR SCHOOL CANDIDATES, 2020 IN SIERRA LEONE**

### **1.0 INTRODUCTION**

The West African Senior School Certificate Examination for School Candidates, 2020 was conducted for candidates who had completed the three (3) years of their Senior Secondary School in Sierra Leone. One hundred and fifty-one thousand seven hundred and forty-one (151,741) candidates which comprised of (80,038) males and (71,703) females registered for the examination. One hundred and fifty-one thousand, five hundred and fifteen (151, 515) representing 99.85 % (comprising of 151,399 from the four regions and 116 from Guinea) sat the examination. The examination was conducted leakage free.

Out of the total entry figure of (151,741), 4,270 candidates representing 2.82 % of the candidates that sat to the examination were reported to have been involved in various forms of examination irregularities. No examination irregularity case was reported in Guinea and no candidate applied for clemency.

### **2.0 DEVELOPMENT**

Malpractice cases have been classified in the Council's Rules and Regulations for Dealing with Malpractice Cases as follows:

- Bringing foreign materials into the examination hall
- Taking mobile phones into the examination hall
- Irregular activities inside and outside the examination hall
- Collusion
- Impersonation
- Leakage
- Mass cheating
- Insult/ Assault on Supervisors/ Invigilators
- Miscellaneous/ new cases

All the cases of examination malpractice reported during the conduct and those detected during the marking of scripts of WASSCE for School Candidates, 2020 were presented to the Sierra Leone Examinations Committee (SLEC) for appropriate decisions.

### 3.0 INCIDENCE OF TYPES OF MALPRACTICE IN WASSCE FOR SCHOOL CANDIDATES, 2020

#### (1) Types of Malpractice in WASSCE for School Candidates, 2020

A summary of the reported cases by type is found on **Table 1**.

**Table 1**

S/N	TYPE OF MALPRACTICE	NO OF INCIDENCE	CANDIDATES INVOLVED AS % OF REPORTED CASES	CANDIDATES INVOLVED AS % OF TOTAL SAT CASES
1.	Bringing foreign materials into the examination hall	527	12.34	0.35
2.	Caught with mobile phones	1082	25.34	0.71
3.	Irregular activities inside or outside the examination hall	92	2.15	0.06
4.	Collusion	2,569	60.16	1.70
5.	Impersonation	-	-	-
6.	Mass cheating	-	-	-
7.	Total number of reported cases	4270	99.99	2.82
	Total sat in the Country	151,515	2.82	

It could be deduced from **Table 1** that:

- a) Collusion was the highest type of malpractice case (60.16%) recorded;
- b) Irregular activities inside or outside the examination hall was the least type of malpractice case (2,15%) recorded;
- c) no case of impersonation was recorded.

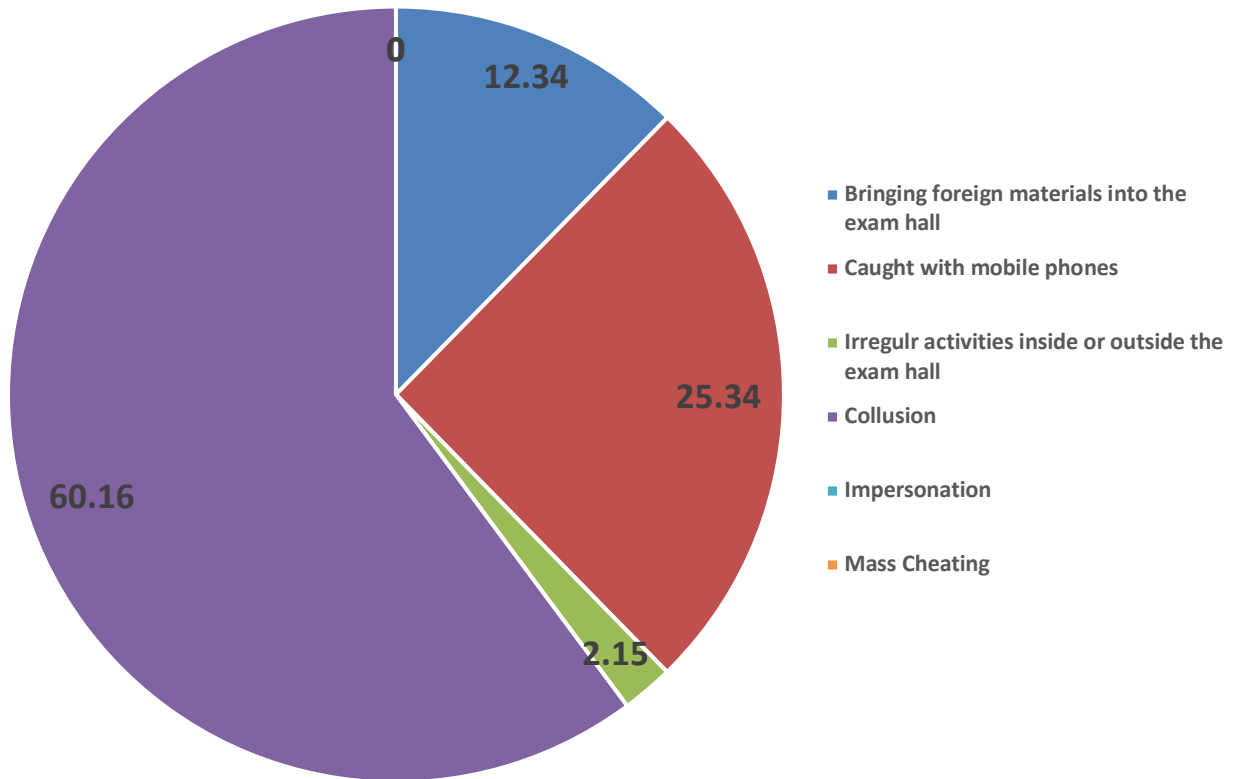
These cases were presented to SLEC for consideration at its 22<sup>nd</sup> Special Meeting held in Freetown on the 29<sup>th</sup> January, 2021.

Figure 1 shows the graphical representation of Table 1.

**NUMBER AND PERCENTAGE OF IRREGULARITY CASES BY TYPE**

**FIGURE I**

**TYPES OF MALPRACTICE IN WASSCE FOR SCHOOL CANDIDATES, 2020**



**(2) Summary Of The Decisions Of The 22<sup>nd</sup> Special Meeting of SLEC on the Cases of Irregularity in the WASSCE for School Candidates, 2020 In Sierra Leone**

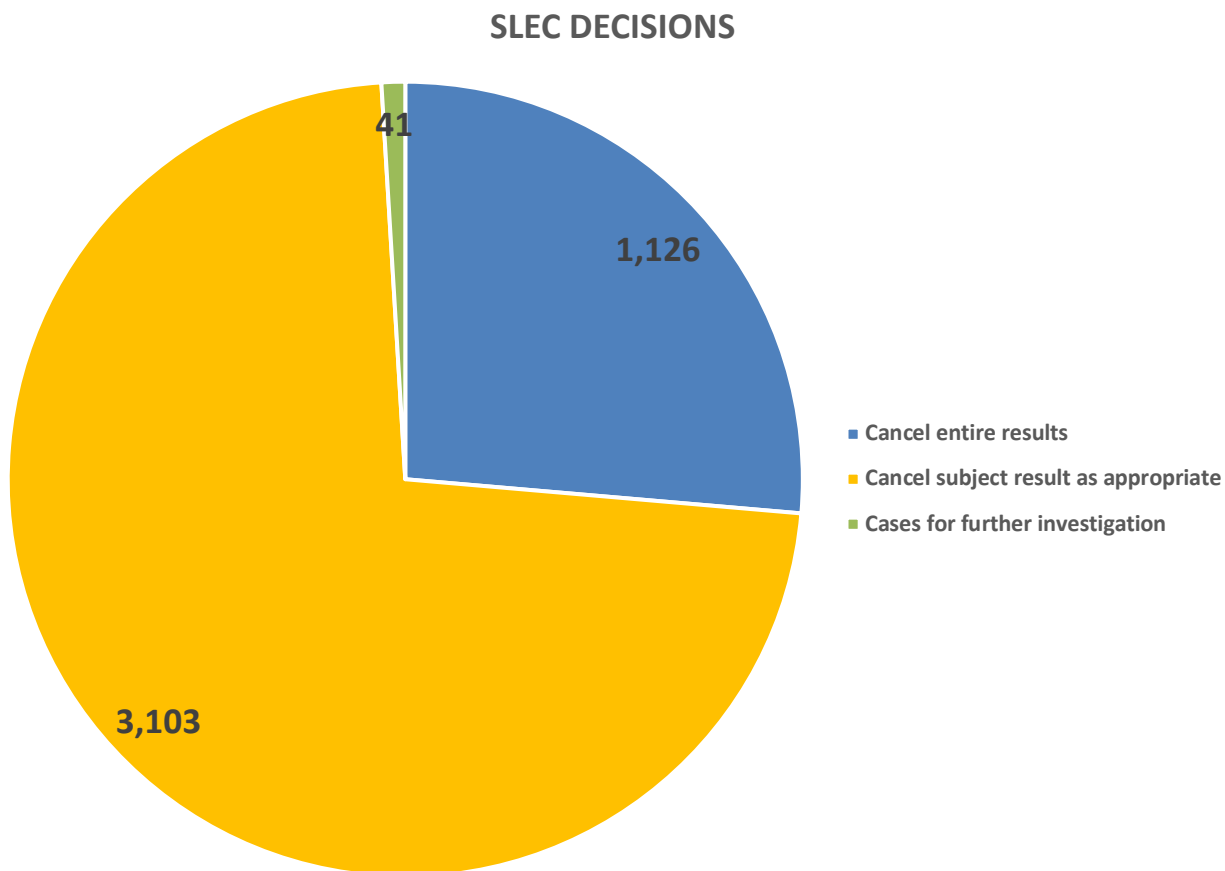
The decisions of SLEC on the cases presented in **Table 1** can be found in **Table II**.

**TABLE II**

S/N	SLEC DECISIONS	NUMBER INVOLVED
1.	Cancellation of entire results	1126
2.	Cancellation of Subject result as appropriate	3103
3.	Cases for further investigations	41

**Figure II** shows the graphical representation of **Table II**

**FIGURE II**



SLEC decisions have been implemented accordingly.

**(3) A Three Year Comparison Of % Of Candidates' Involvement In Examination Malpractice On Rule Basis In The WASSCE For School Candidates, 2018 – 2020 In Sierra Leone.**

**Table III** shows the percentage of candidates involved in examination malpractice in WASSCE for School Candidates for the period 2018 – 2020.

**TABLE III**

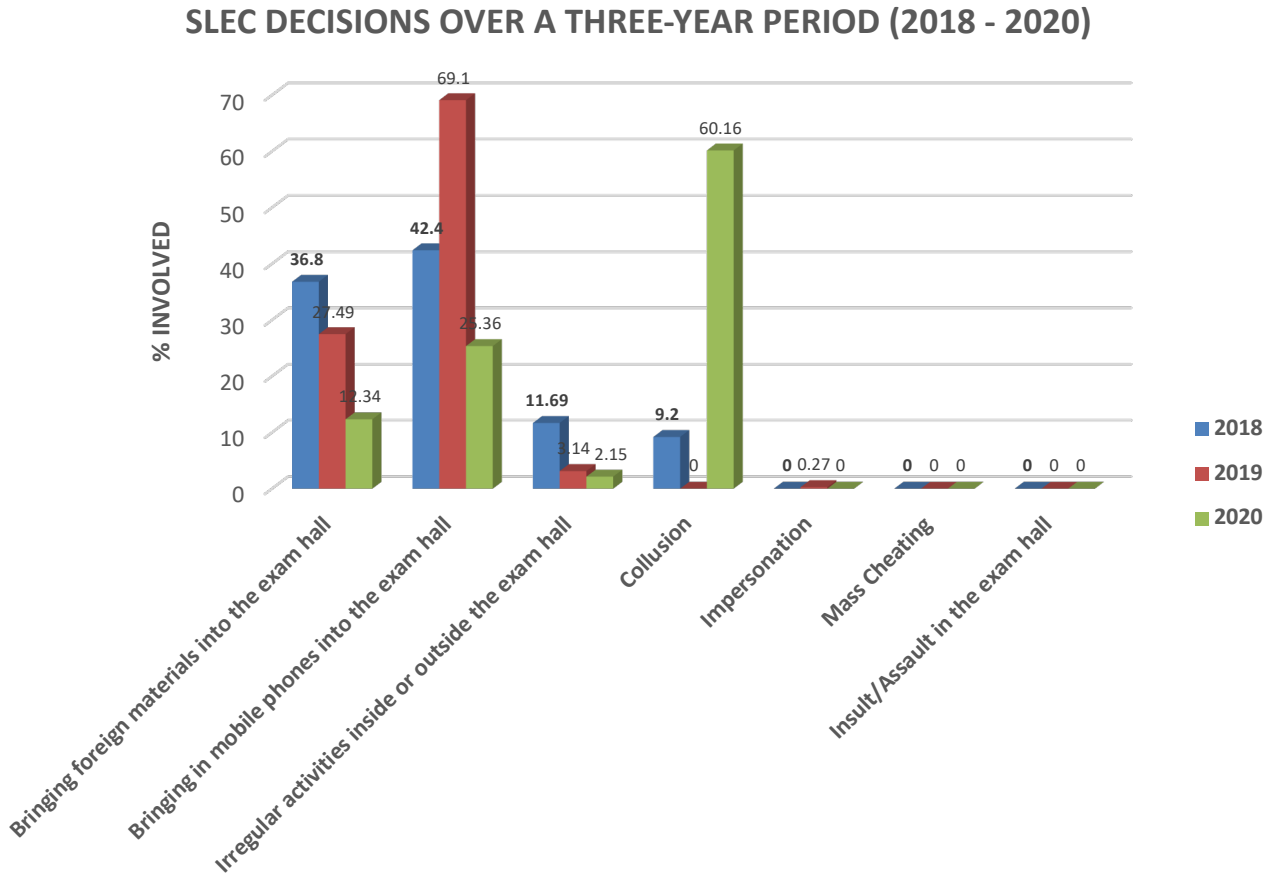
S/N	TYPE OF MALPRACTICE	NO OF CANDIDATES INVOLVED			CANDIDATES INVOLVED AS % OF TOTAL REPORTED			CANDIDATES INVOLVED AS % OF TOTAL SAT		
		2018	2019	2020	2018	2019	2020	2018	2019	2020
1.	Bringing foreign materials into the exams hall.	449	831	527	36.80	27.49	12.34	1.37	0.72	0.35
2.	Bringing in mobile phones into the exams hall.	518	2089	1082	42.40	69.10	25.36	1.58	1.82	0.71
3.	Irregular activities inside or outside the exams hall	142	95	92	11.69	3.14	2.15	0.43	0.08	0.06
4.	Collusion	112	-	2569	9.2	-	60.16	0.34	-	1.70
5.	Impersonation	-	08	-	-	0.27	-	-	0.01	-
6.	Mass cheating	-	-	-	-	-	-	-	-	-
7.	Insult/Assault in the exams hall	-	-	-	-	-	-	-	-	-
	Total Reported	1221	3023	4270	100	100	100	3.72	2.63	2.82
	Total Sat							32,824	115,098	151, 515

From **Table III** we can deduce that:

- the percentage of total reported cases against the number sat shows a fluctuating trend (3.72, 2.63 and 2.82) over the period under review (2018 – 2020);
- the percentage of candidates who went into the examination hall with mobile phones against the number sat also fluctuated over the period under review (1.58, 1.82 and 0.71);
- other reported cases, except impersonation, showed decreasing trend from 2018 – 2020.

**SLEC DECISIONS OVER A THREE YEAR PERIOD (2018-2020) AS PERCENTAGE OF TOTAL REPORTED**

**FIGURE III**



**(4) Comparison of Malpractice For WASSCE for School Candidates Examinations from ( 2018 – 2020 ) In Sierra Leone By Regions**

**Table IV** shows the percentage of candidates involved in examination malpractice from 2018 to 2020 by regions.

**TABLE IV**

REGION	NO. SAT IN REGION			TOTAL INVOLVED IN REGION			% OF NO. INVOLVED IN REGION			AS % OF TOTAL INVOLVED			AS % OF TOTAL SAT IN THE COUNTRY		
	2018	2019	2020	2018	2019	2020	2018	2019	2020	2018	2019	2020	2018	2019	2020
WESTERN	16,244	54,780	68,680	626	1,521	1,364	3.85	2.78	1.99	49.49	47.59	45.33	1.91	1.32	0.90
SOUTHERN	2947	11,952	15,231	18	48	142	0.61	0.40	0.93	8.98	10.38	10.05	0.05	0.04	0.09
EASTERN	5697	21,130	30,182	113	647	1,706	1.98	3.06	5.65	17.36	18.36	19.92	0.34	0.56	1.13
NORTHERN	7936	27,236	37,306	393	807	1,058	4.95	2.96	2.84	24.18	23.66	24.62	1.20	0.70	0.70
GUINEA	-	-	116	-	-	-	-	-	-	-	-	0.08	-	-	-
TOTAL SAT	32,824	115,098	151,515	1,150	3,023	4,270	3.50	2.63	2.82	100	100	100	3.50	2.62	2.82

From Table IV, it can be deduced that:

- the percentage of candidates involved in malpractice per region is highest in the Eastern Region (5.65%) followed by the Northern Region (2.84%) and the Western Region (1.99%). Malpractice is least in the Southern Region (0.93%);
- the percentage of total number of candidates involved in malpractice against the total sat in the country fluctuated over the period (3.50, 2.62 and 2.82).

**PERCENTAGE OF REPORTED CASES BY TYPE ON REGIONAL BASIS**

**FIGURE IV**

**THREE COMPARATIVE ANALYSIS (2018 - 2020) BY REGION**

